






MAKEUP PREP GUIDE

Please read the following carefully
and reply that you understand and agree.

 makeupgenie_official
 MakeupGenieOfficial
 07897420121



MAKEUP PREP GUIDE

- Please think about the kind of makeup look you have in mind, if you're not sure let me know so we can start planning together!

You can find inspiration on Instagram, Pinterest, and Google, as well as my online portfolio.

- Look after your skin.
- Understand that most foundations will emphasise spots, pimples, millia and acne scarring.

I highly recommend a trip to a dermatologist as soon as you can before your big day to put in an action plan on how to get your skin in the best condition possible for your big day.

Your face is a canvas after all, the better the canvas the better your final look.

- Don't forget to exfoliate your lips too.

Some sugar mixed in honey or coconut oil does the job well. Lipsticks apply better on hydrated lips and can last longer too!



MAKEUP PREP GUIDE

- On the day please wear your bridal top before your hair and makeup treatment begins.
- Do not start any new treatments on your face within a month of your big day.
- Ensure your brows are tidy and facial hair has been removed for the best makeup results
- Please ensure it is just you and I in the treatment room, lots of people in and out can cause disruption, delay, and in some cases extra anxiety for you.
- I want this to be as stress-free as possible for you.
- Please ensure the room has good natural light and space for me to set up my kit.
- For early morning bookings where there isn't natural light, I will bring my own professional lighting kit, please ensure there are plug points that are accessible for the lights.



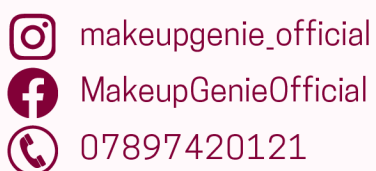
MAKEUP PREP GUIDE

- In the lead up to your big day, drink as much water as you can to clear your body of toxins.
- Drink a tall glass of water 30 mins. before your treatment begins.
- On the day of your treatment, do not use any products on your face, just wash your face as usual and ensure any glue, mascara, eye makeup is completely removed from your eyes and your face is completely bare ready for your luxury makeup treatment.
- I will prep your skin as required before your makeup application.
- Be honest with your artist!
If there's something you don't like or want to change or add feel confident to just say so.
- I will do my best to realise your vision and give you a look you will love and feel comfortable in.
- Your happiness is my absolute priority.



HAIR PREP GUIDE

Please read the following carefully
and reply that you understand and agree.





HAIR PREP GUIDE

- Please think about the kind of hairstyle look you have in mind, if you're not sure let me know so we can start planning together!
- You can find inspiration on Instagram, Pinterest and Google, as well as my online portfolio.
- Send across pics of your hair down too so I can see whether the style you have in mind is achievable and if extensions are required.
- When you wash your hair only condition the ends, NOT the roots.
- Ensure your hair is washed and dried.
- Please note your stylist will not dry your hair.
- Please ensure you do not have oil or other products in your hair.
- If your hair is naturally frizzy, please consider straightening it the day before your treatment.
- If you have coloured hair, please use a deep conditioning treatment regularly.



HAIR PREP GUIDE

- Please ensure your stylist has access to a chair in front of a mirror and plug points.
- Please wear your outfit top before your hair and makeup treatment begins
- Ensure you have all your jewellery, bangles, hair accessories, and full outfit on hand at the start of your session
- Please ensure it is just you and I in the treatment room, lots of people in and out can cause disruption, delay, and in some cases extra anxiety for you.
- I want this to be as stress-free as possible for you.
- Be honest with your artist! If there's something you don't like or want to change or add feel confident to just say so.
- I will do my best to realise your vision and give you a look you will love and feel comfortable in.
- Your happiness is my absolute priority.